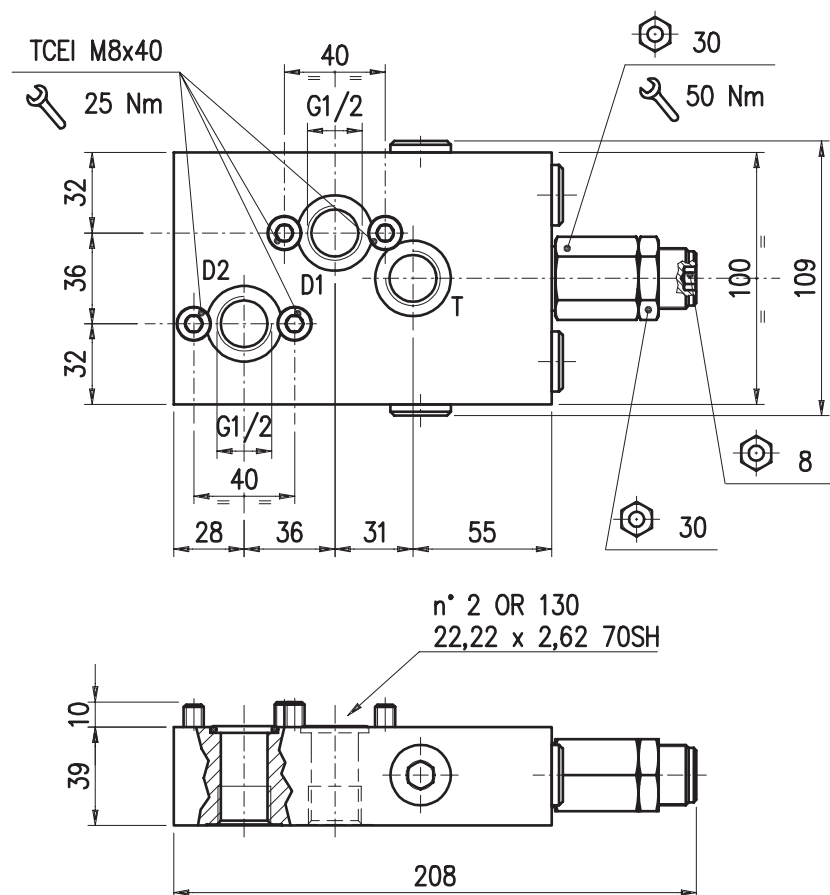


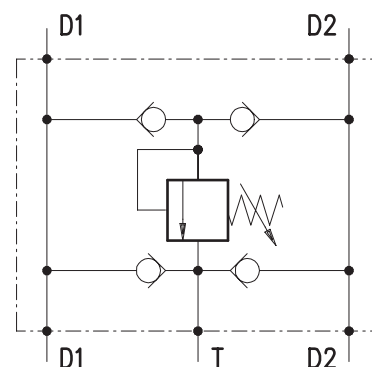
PRESSURE RELIEF VALVES (SAUER-DANFOSS MOTOR) **VAA /RU/DF 12/OMR**



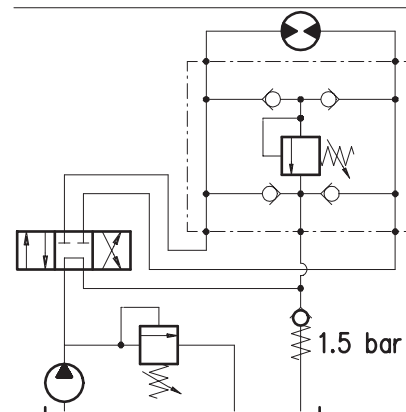
• **DIMENSIONS (mm)**



• **HYDRAULIC DIAGRAM**



• **ASSEMBLY DIAGRAM**



• **DESCRIPTION**

Antishock valve with anti cavitation and single pressure adjustment. Differential control, conical seat, face mounting for Sauer Danfoss motor OMR series, including O-Rings and screws.

• **OPERATION**

Allows pressure relief on delivery pipes to engines and cylinders. When the actuator is braking, two check valves allow for anti cavitation on delivery side.

• **PERFORMANCE**

Maximum flow: 60 l/min.

Maximum Pressure:

- 210 bar (aluminium valve)
- 350 bar (steel valve)

Application range with standard springs:

- 5 ÷ 210 bar, pressure increase = 47 bar/turn (test setting: 150 bar at 5 l/min.) STANDARD
- 50 ÷ 350 bar, pressure increase = 99 bar/turn (test setting: 250 bar at 5 l/min.)

To perform setting of the valve see the pressure drop / flow diagram.

Hysteresis: 85% of the valve setting for 1 L. flow capacity per minute.

Oil leak between P and T: disregarable.

Working temperature:

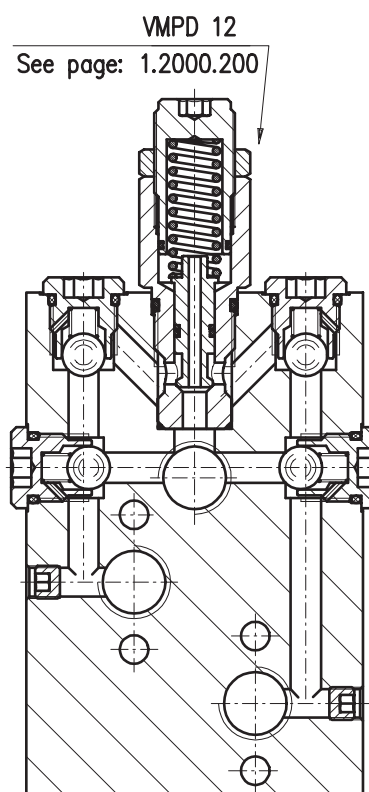
- min. -25°C max. 90°C with standard BUNAN gaskets
- min. -20°C max. 200°C with optional VITON gaskets

Spare parts KIT:

A) Screws and Seals (Ordering code: 5KTM0OMR01)

B) External Seals for cartridges type VMPD 12 (Ordering code: 5KT1200300)

• **CROSS SECTION**



• RECOMMENDATIONS

Fluid: best use mineral oil with viscosity ranging between 10 and 200 cSt.

Filter: see page Z.9000.000.

Weight:

- aluminium valves 1.85 kg
- steel valves 3.8 kg

Cartridge used: see page 1.2000.200.

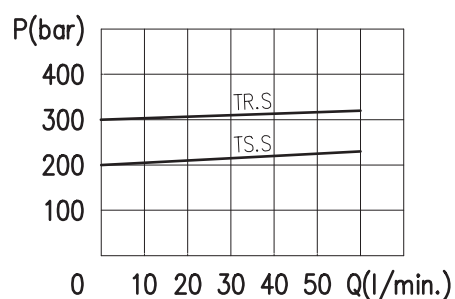
Material: made out of high grade steel duly treated and fabricated.

For more information please ask our technical office .

Variations and modifications of technical features and dimensions are reserved. **OLEOSTAR S.p.A.** also reserves the right to stop production of each and any model listed in the catalogue with no notice.

Copyrights on the text contained herein belong to **OLEOSTAR S.p.A.** . Partial and full reproductions or copies of this catalogue are forbidden.

• RATING DIAGRAMS



Oil viscosity 46 cSt

• CODE NUMBER

VAA/ RU/DF/12/ OMR / .S. /

Pressure settings (bar)

TS) 5÷210
TR) 50÷350

Check valve seat

See body
VRR) Hardened steel

Body material

Aluminium
ac Steel